




Venture into Passover




The Passover Seder

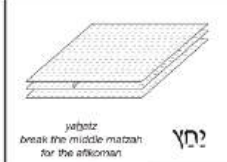
The Passover seder is the ritual retelling of the story of Exodus and follows a very specific order. In fact, the word seder literally means order. This printable placemat helps kids follow along with the seder. (This link will take you to a larger version.)



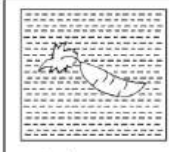
Order of the Seder

Start Here!







mitzah
break the middle matzah for the afikoman
ניחץ




korech
eat a sandwich of matzah and maror
כורח




shulchan orech
eat dinner
שולחן עורכך




afikoman
find the afikoman
אפיקומן




karpas
dip a green vegetable in salt water
כרפס



maggid
tell the Passover story
מגיד




maror
bless the maror
מרור




hallel
sing songs
הלל


Todah
thanks
hamotz
say the blessing over dinner
תודה




kadesh
bless the wine or grape juice
קדש



urchatz
wash your hands
ורחץ




rachtz
wash your hands and say a blessing
רחץ



motzi matzah
bless the matzah
מוציא מצה

End Here!



nirtzah
End the seder, think about the future: Next year in Jerusalem!
נרצה

Visit jkidphilly.org for resources and more.

