


Venture into Rosh Hashanah




Visual Schedule

A schedule can be really helpful to visualize the order of activities and get prepared. Color and cut out the Rosh Hashanah celebration symbols and glue some or all of them into the blank template at the end of the toolkit to create a custom visual schedule for your family. If your family has some other traditions to include, feel free to draw them right into the template.



APPLE

It is customary to eat apples for a sweet new year. Often, we dip them in honey.




CHALLAH

Traditionally, we eat a round challah, which has no beginning or end, to symbolize the wish that our blessings have no end.



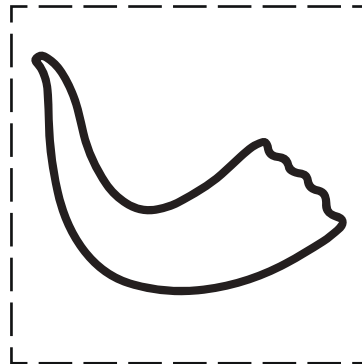
CANDLES

We light candles and say the blessing at sundown the evening before Rosh Hashanah.




SYNAGOGUE

Some families go to synagogue on Rosh Hashanah Eve and/or Rosh Hashanah morning.



SHOFAR

Made from a ram's horn, the shofar is blown at different times and is quite loud!



DINNER

Many families gather for a holiday meal on Rosh Hashanah.