




Venture into Passover




The Passover Seder


The Passover seder is the ritual retelling of the story of Exodus and follows a very specific order. In fact, the word seder literally means order. This printable placemat helps kids follow along with the seder. (This link will take you to a larger version.)




Order of the Seder

Start Here!







קדוש
kadesh
bless the wine or grape juice




כרפס
karpass
dip a green vegetable in salt water




מגיד
maggid
tell the Passover story




מרור
maror
bless the maror




הלל
hallel
sing songs




צפון
tzafun
find the afikoman



ורחץ
urchatz
wash your hands




רחצה
rachatzah
wash your hands and say a blessing





מוציא מצה
motzi matzah
bless the matzah


End Here!




נרצה
nirtzah
End the seder, think about the future: Next year in Jerusalem!









Visit jkidphilly.org for resources and more.